

Intangible

for mixed ensemble and any number and type of bowed string instruments

Intangible

for mixed ensemble and any number and type of bowed string instruments
(2015)

ENSEMBLE

- Bass flute (flute also possible)
- Bassoon (Contrabasson also possible)
- 2 Percussionists
- Amplified piano
- Any number and combination of bowed string instruments (from a solo to a chamber orchestra).

DESCRIPTION

- *Intangible* is formed by five sections.
- Each section consists in the cyclical repeton of the material enclosed in the box of each of the performers.
- The approximate duration of each of the five section is as follows:

1. = 1' ca.

2. = 1'30 ca.

3. = 1' ca.

4. = 30" ca.

5. = ? (4 repetitions each)
- Except for the beginning of each section, synchronization of events is not needed nor desired.

INTERPRETATION NOTES

- The conductor indicates the beginning of each section.
- Performers play and repeate their corresponding boxed material until the next section:

Extreme dynamic contrast and controlled spontaneity is highly desirable.
- Each performer decides his/her own tempo:



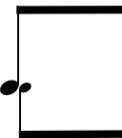








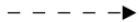

Walk but do not rush.Allow enough space for each of the sounds to speak
and to elegantly transform into the next one. Build longer phrases whenever possible.
- Performers must start together at each section.
- In the final section, each of the performers repeats his/her boxed material 4 times.
- After the last sound of the last performer playing is heard, the conductor waits for at least 5 seconds before cutting.

PITCH RANGE

- Sometimes, very airy/breathy/almost imperceptible pitches are asked to be played.
- Use consistenly the middle register of the instrument and (except for the piano) avoid the extremes.

NOTATION

Flute:



- Thick solid line: continous event.

- Dashed line with an arrowhead: gradual change.

- Three line staff: high, medium and low sounds.

- Tongue ram

- Pizz + key slap

- Random key clicks

- Airy / breathy sound (very light, almost imperceptible pitch).

- Air only

- Aeolian sound with "Sh"


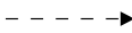



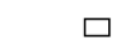

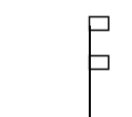
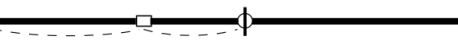
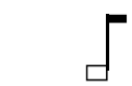
- Multiphonic

- Sung note (play and hum the same note at the same time)..

- Dotted tie(s): smooth change between events.

- Straight flag(s): proportional rhythmic values.

Bassoon:

-  - Thick solid line: continous event.
-  - Dashed line with an arrowhead: gradual change.
-  - Three line staff: high, medium and low sounds.
-  - Smack sound
-  - Random key clicking
-  - Airy / breathy sound (very light, almost imperceptible pitch).
-  - Air only
-  - Multiphonic
-  - Dotted tie(s): smooth change between events.
-  - Straight flag(s): proportional rhythmic values.


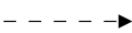


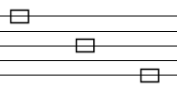





Piano Preparation

- Mute with foam, plastic or any other desired material the highest sixth of the instrument (E7 - C8) as well as the middle register between F3 & C5.

Piano Amplification


- Two microphones will be needed to amplify the piano: one for the lowest register and one for the highest register.

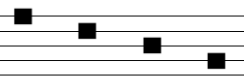
Piano:

-  - Thick solid line: continous event.
-  - Dashed line with an arrowhead: gradual change.
-  - Squared solid notehead: noisy sound (inside the piano).
-  - Squared empty notehead: prepared sound (standard playing, on the keyboard)
-  - High, medium and low (prepared) pitches. Use middle register only.
-  - Random standard key playing at the highest sixth only
-  - As high as possible.
-  - Straight flag(s): proportional rhythmic values.
-  - X shaped notehead: hit the metal bar or the middle register of the strings inside the piano with hand or a timpani mallet.
-  - Scratch the lowest string of the piano with fingernail, plastic card or thin stick.

Unpitched/Noisy continuous sounds on the piano

- Look for and use four different uninterrupted/continuous non-pitched sounds.
- They can be obtaneid anywhere inside the piano: metal bars, strings, wood.
- Use your fingers, fingernails, palms or any other object you consider appropriate.

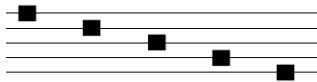
- They are indicated as: 

- And should be consisently assigned to a respective line: 

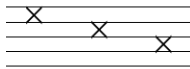
Percussion



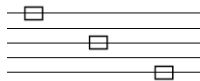
- Thick solid line: continous event.



- Five different continuous unpitched sounds.They should be assigned and consistenly attached to each of the five lines of the staff.



- Three different short and dry unpitched sounds.They should be assigned and consistenly attached to the three specified spaces.



- High, medium and low suspended cymbals respectively.



- Scrape tone (or harmonic scratch).

Each of the two percussionists should look for five different continous unpithched sounds and three different short and dry unpitched sounds.Any instrument or object could be used.

String(s)



- Thick solid line: continous event.



- Dashed line with an arrowhead: gradual change.



- Squared solid notehead: noisy sound (mute strings completely with left hand).



- Squared empty notehead: very light, almost imperceptible pitch



- Three line staff: high, medium and low sounds.



- Straight flag(s): proportional rhythmic values.



- col legno



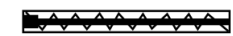
- On the bridge



- Tremolo on the fingerboard with palm.



- Pizz alla bartok, very percussive



- Overpressure



- Dotted tie(s): smooth change between events.

This page has been left intentionally in blank

Intangible

for mixed quintet and any type and number of bowed string instruments

José Luis Hurtado

1. (l' ca.)

Senza fretta, elegantemente trasformando

Bass Flute

Bassoon

Percussion 1.2.

Amplified Piano

Bowed Strings

p *f* *p* *Sfz* *p*

f *p* *Sfz* *p* *Sfz* *f* *p*

pp sempre, delicatissimo, evanescente

ff *p* *ff* *p* *Sfz*

f *p* *f* *ff* *f* *p* *f* *p* *ff*

Handwritten musical score for five staves, featuring various musical notations, dynamics, and articulations.

Staff 1: Contains musical notation with dynamics *sfz*, *f*, *p*, *f*, and *sfz*. It includes a repeat sign at the end.

Staff 2: Contains musical notation with dynamics *f*, *sfz*, and *p*. It includes a repeat sign at the end.

Staff 3: Contains musical notation with a repeat sign at the end.

Staff 4: Contains musical notation with dynamic *p*. It includes a repeat sign at the end.

Staff 5: Contains musical notation with dynamics *f*, *p*, *f*, *ff*, and *f*. It includes a repeat sign at the end.

2. (l'30" ca.)

B Fl
 Bsn
 Perc 1.2.
 Amp Pno
 Strgs

The musical score is divided into five staves, each representing a different instrument. The notation includes various musical symbols such as notes, rests, and dynamic markings. The B Fl and Bsn parts have some notes with 'Sh' (sharpened) markings. The Perc 1.2. part uses a variety of rhythmic patterns. The Amp Pno part features a series of chords and single notes with dynamic markings. The Strgs part includes a complex sequence of chords and single notes with dynamic markings.

Staff 1: Musical notation featuring a series of notes and rests. Dynamics include *sfz* (sforzando), *p* (piano), and *f* (forte). A *Sh* (shout) instruction is present. A crescendo hairpin is shown above the staff.

Staff 2: Musical notation featuring a series of notes and rests. Dynamics include *sfz*, *p*, and *f*. A crescendo hairpin is shown above the staff.

Staff 3: Musical notation featuring a series of notes and rests. Dynamics include *sfz* and *p*. A crescendo hairpin is shown above the staff.

Staff 4: Musical notation featuring a series of notes and rests. Dynamics include *p* and *sfz*. A crescendo hairpin is shown above the staff.

Staff 5: Musical notation featuring a series of notes and rests. Dynamics include *f* (forte), *p* (piano), and *ff* (fortissimo). A crescendo hairpin is shown above the staff.

3. (l' ca.)

B Fl

Bsn

Perc 1.2.

Amp Pno

Strgs

p *fp* *sfz* *f* *sfz* *ff* *p* *sfz* *fp* *Sf* *p* *sfz* *ff*

f *sfz* *ff* *p* *sfz* *p* *sfz* *p* *sfz* *ff* *p* *sfz* *sfz* *p* *f* *p*

fp *sfz* *p* *ff* *ff* *p* *ff* *p* *p* *fp* *ff* *p*

ff *p* *ff* *f* *f_{sub}* *p* *f* *fp* *f* *ff_{sub}* *f* *ff* *ff* *p* *ff* *fp* *ff* *p* *f*

Staff 1: Musical notation for the first staff. It begins with a piano (*p*) dynamic, followed by a sforzando (*sfz*) marking, then another *sfz* marking with a piano (*p*) dynamic, and finally a fortissimo (*f*) marking. The notation includes various note values, rests, and articulation marks.

Staff 2: Musical notation for the second staff. It begins with a piano (*p*) dynamic, followed by a sforzando (*sfz*) marking. The notation includes various note values, rests, and articulation marks.

Staff 3: Musical notation for the third staff. It begins with a piano (*p*) dynamic, followed by a sforzando (*sfz*) marking. The notation includes various note values, rests, and articulation marks.

Staff 4: Musical notation for the fourth staff. It begins with a fortissimo (*ff*) dynamic, followed by another *ff* marking, then a piano (*p*) dynamic, and finally another *ff* marking. The notation includes various note values, rests, and articulation marks.

Staff 5: Musical notation for the fifth staff. It begins with a piano (*p*) dynamic, followed by a fortissimo (*ff*) marking. The notation includes various note values, rests, and articulation marks.

4. (30" ca.)

B Fl

Bsn

Perc 1.2.

Amp Pno

Strgs

sfz *p* *sfz* *p* *tr*

p *sfz* *p* *sfz* *sfz* *p* *sfz*

p *sfz* *p* *ff* *p* *ff* *p*

ff *p* *f* *ff* *p* *ff* *p* *ff*

5. 4X (4 repetitions)

B Fl
 Bsn
 Perc 1.2.
 Amp Pno
 Strgs

The musical score is written for five staves: B Fl, Bsn, Perc 1.2., Amp Pno, and Strgs. The score consists of four repetitions of a musical phrase. The notation includes various dynamics (p, f, ff, sfz), articulations (accents, slurs), and performance instructions (e.g., 'Sh' for a breath mark). The B Fl staff starts with a piano (p) dynamic and a 'Sh' mark, followed by a series of notes with accents and slurs. The Bsn staff starts with a forte (f) dynamic and a 'Sh' mark, followed by a series of notes with accents and slurs. The Perc 1.2. staff features a series of notes with accents and slurs. The Amp Pno staff starts with a fortissimo (ff) dynamic and a 'Sh' mark, followed by a series of notes with accents and slurs. The Strgs staff starts with a fortissimo (ff) dynamic and a 'Sh' mark, followed by a series of notes with accents and slurs.

The image displays a musical score for 'The Great Wall of China' by John Williams, featuring five systems of piano and orchestra notation. The score includes various musical notations such as notes, rests, dynamics (p, f, sfz, ff), and articulation marks. A 5-second time signature is indicated on the right side of the score.